


ERASMUS +  
Science in Our Little Hands  
English Language Club  
Presentation  
Turkey

November, 2017  
Thessaloniki

M. Kemal Atatürk, founder of the Republic of Turkey, was born in Thessaloniki. Thessaloniki is very special for us that's why We are all happy to be here.



We had a lot of different activities with our English club. One of them is we invited Jane Orer to our class. She is from England. Our students asked several questions to know her better.



Students are able to ask and answer to know somebody better. On the other hand our students have chance to meet a native speaker.

## Questions below are the examples from our session with Jane Orer




- Where are you from?
- Where do you live in Istanbul?
- What is your favorite artist?
- What do you do in your free time?
- Are you married?
- Do you have any children?
- Do you have a pet?
- ...

## WHAT ARE YOU DOING ? GAME

We practiced Present Continuous Tense by playing a game. We wrote down Present Continuous Tense sentences as seen below and put all these piece of papers in a box. (I am jumping, I am sleeping, I am running, etc.)

Each student selected one piece of paper and demonstrated the movements as written on the piece of paper selected

- Video #1





# DICE GAME

We believe in that playing game is a very effective way of learning. So we play lots games in our lessons. While they are playing they enjoy and acquire the language. In this game, students made their dices, they played and made sentences by looking at the pictures on the dice. Students are able to describe what people are doing and expressing their feelings.




# DICE GAME

The student throw the dice, look at the picture and try to answer the question "How does he/she feel?"  
He is energetic/ She is tired/ He is surprised/ She is happy/  
He is sad. etc.



# MAKING A SURVEY

Students made their own surveys with their friends about their favorite activities. While they were preparing their surveys, decided to ask what they are going to ask. Examples: Do you like cooking? Do you like reading newspaper? Do you like swimming? etc.





# DOING AN EXPERIMENT

Students performed an experiment in the class. We wrote related vocabulary on the board. They recognized related words while doing the experiment.



# DOING AN EXPERIMENT



This experiment needs: water, food coloring, lettuce.

1. Pour the water in the glass
2. Add some food coloring
3. Put in the lettuce
4. Wait ten minutes

Then they saw the lettuce's color changed.

## Vocabulary they learned;

To cover, to cut, to mix, microscope, experiment, tube, magnifier, to pour, etc.



# VOCABULARY GAME - BINGO

The teacher distributed to each group one card that contains pictures of vocabulary words in each square.

The teacher drew a random word card from a bag, and call out the vocabulary word on the card. Students search and mark the corresponding vocabulary pictures on their cards.

The game continues until a student calls out, "Bingo!" A student may call out, "Bingo!" only if that student has crossed off all the pictures.



# VOCABULARY GAME - BINGO





# VOCABULARY GAME - BINGO




# QUIZ SHOW

We prepared a Quiz Show. Students are able to ask and answer the questions using previous knowledge and lexis. This activity is a kind of consolidation activity.

Moreover, students are able to tell someone what to do during a game (It's your turn, Can you repeat please?, Wait, Ask the question, Answer the question, It's true/false,



# QUIZ SHOW





# Example Questions from the Quiz Show;





What color is  
a lemon?



How many  
apples are  
there ?



Can an elephant  
swim ?



Can you spell  
chicken?






# CINEMA DAY

We arranged a cinema day at school. We watched "Smurfs".

Can you imagine a cinema day without popcorn 😊 ?



# ENGLISH DAY

We had a «Fun English Day» at school. We invited our parents. Here is our invitation card.





# ENGLISH DAY

We prepared short theater plays. The topics of the plays were related to the common conversations we use in our daily life.

## 1. Weather Forecast Video #3



Students are able to ask and answer questions about the weather conditions and identify various weather conditions.

# ENGLISH DAY





# ENGLISH DAY

## 2. At the restaurant - Video #4



Students are able to ask for permission and order something to eat or drink.

Students are able to make simple request.

# ENGLISH DAY

We prepared short theater plays.

2. At the restaurant



# ENGLISH DAY

## Poster Presentations

### 1. Family Tree Poster - Video #5



Students are able to recognize kinship terms (names for family members).

Students are able to follow short, simple spoken instructions.

# ENGLISH DAY

Poster Presentations: Students prepared his/her own poster with photos. She/He presented her/his poster to class.

## 1. Family Tree Poster





# ENGLISH DAY

## Poster Presentations

### 2. Favorite Activities Poster - Video #6



Students are able to follow short, simple spoken instructions especially if they include pictures by pointing and saying the names of their favorite activities.

# ENGLISH DAY

## Poster Presentations

### 2. Favorite Activities Poster



# ENGLISH DAY

At the end of this day, our students gave a concert.



Songs' Names  
Good Morning  
Lots of Colors



# ENGLISH DAY

They sang, danced and enjoyed a lot - Video #7





# ENGLISH DAY

On this day we had roleplays, presentations and a concert. They sang, danced and enjoyed a lot.



# ENGLISH DAY

Our Principal Netice ŞAHİN gave certificate to each of the participants.



# ENGLISH DAY

Our Principal Netice ŞAHİN gave certificate to each of the participants.





# ENGLISH DAY

Our Principal Netice ŞAHİN gave certificate to each of the participants.





# ENGLISH DAY

Our Principal Netice ŞAHİN gave certificate to each of the participants.



# ENGLISH DAY

A photo with our parents.



THANK YOU FOR  
LISTENING.